

# Letters in My Name



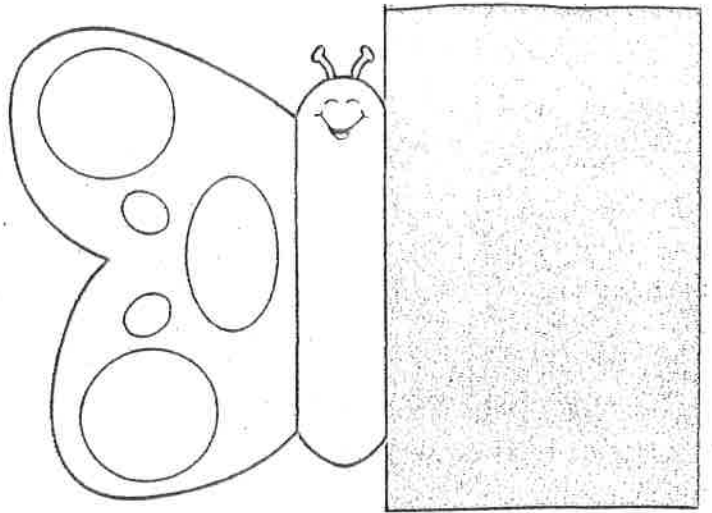
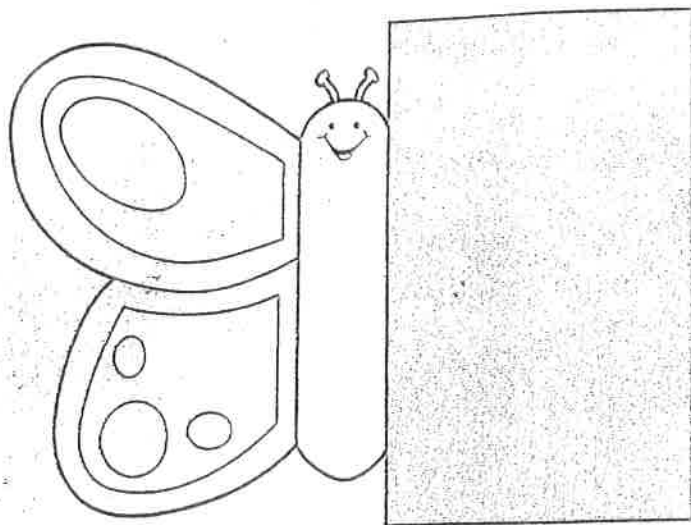
Directions: Write one letter of your child's name in each box. Cut out and work with your child to arrange the letters of their name in order.


# Name Writing

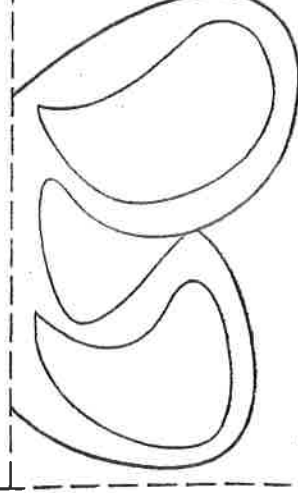
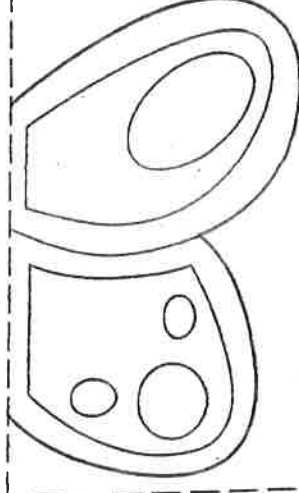
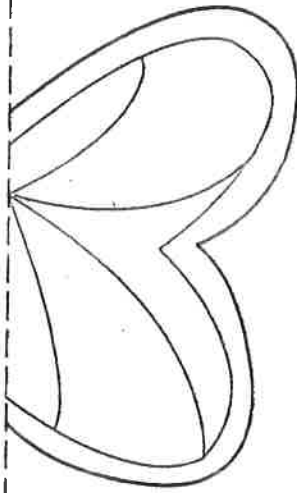
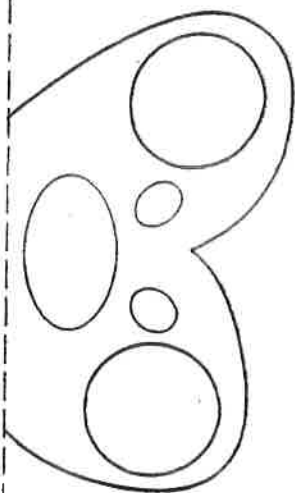
Directions: Write your child's name in highlighter (or light colored marker or crayon) for them to trace. Then let them write as much of their name on their own as they can, assisting as needed.

Handwriting practice area with multiple sets of lines. Each set consists of a solid top line, a dashed middle line, and a solid bottom line, providing a guide for letter height and placement.

# All Aflutter!



©The Mailbox® • TEC41066 • April/May 2013



**Note to the teacher:** Help each child cut out the wing cards on a copy of this page. Explain that butterflies are symmetrical (the same on both sides); then have her glue each card to a box alongside its matching wing. When she's finished, invite her to color each butterfly, reminding her to color both wings the same.

Name: \_\_\_\_\_



# How Many Bugs?

Count the bugs. Color the box with the number that shows how many bugs.

5	4	6	10	8	9	2	1	3
6	8	7	4	3	2	6	4	5
3	2	1	8	6	7	5	3	4

Name \_\_\_\_\_




# Farm or Zoo Animal Sort

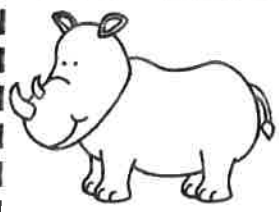



Directions: Color, cut and paste the pictures in the correct box.



## Farm



## Zoo


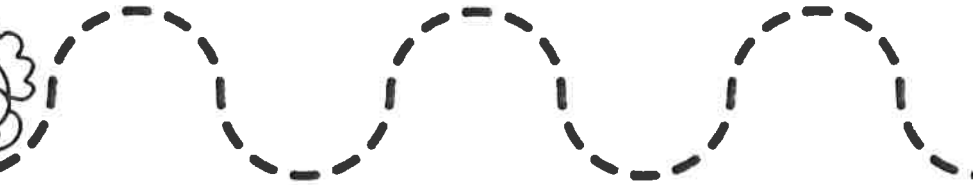




Name \_\_\_\_\_

# To the Barn

# Tracing

Directions: Trace the lines. Color the pictures.













Name \_\_\_\_\_

# Hungry Pigs

## Number Tracing

Directions: Count and trace the numbers. Color the pictures.



# Letters in My Name

Directions: Write one letter of your child's name in each box. Cut out and work with your child to arrange the letters of their name in order.









# Name Writing

Directions: Write your child's name in highlighter (or light colored marker or crayon) for them to trace. Then let them write as much of their name on their own as they can, assisting as needed.

Handwriting practice area with two sets of lines. Each set consists of a solid top line, a dashed middle line, and a solid bottom line.




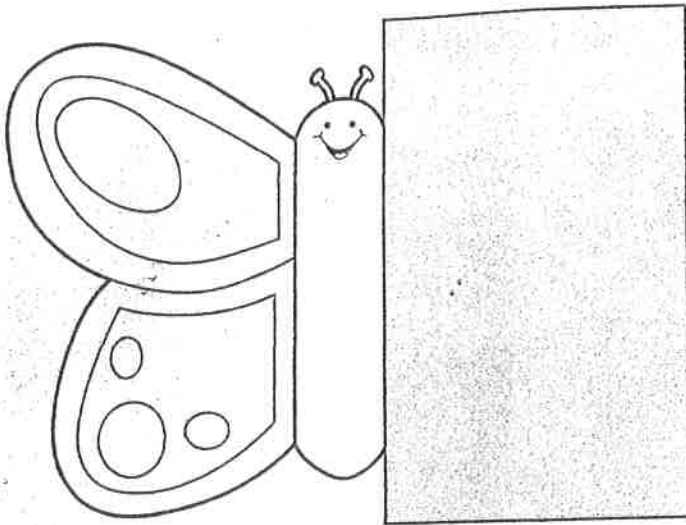
Name: .....

Count the animals. Cut out the number and put it next to that animal.

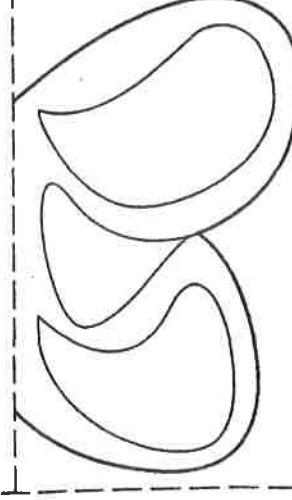
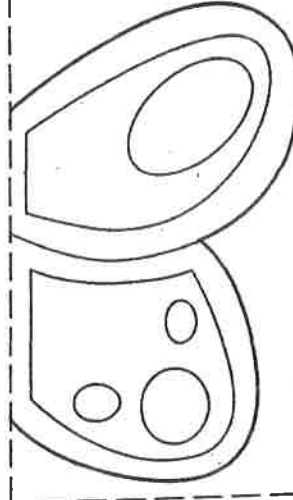
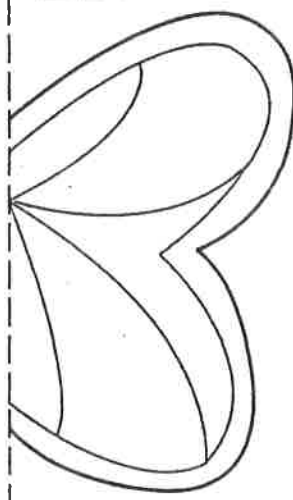
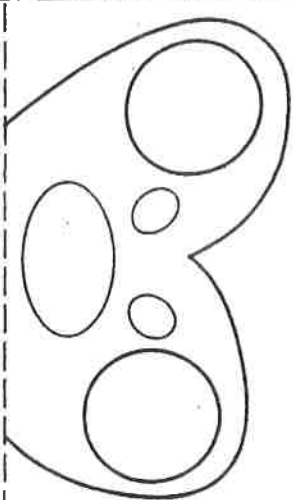
	
	
	
	
	

4 2 5 1 3

# All About Butter!



©The Mailbox® • TEC41066 • April/May 2013



**Note to the teacher:** Help each child cut out the wing cards on a copy of this page. Explain that butterflies are symmetrical (the same on both sides); then have her glue each card to a box alongside its matching wing. When she's finished, invite her to color each butterfly, reminding her to color both wings the same.

4/6 - S & T

Animals  
Baby

Spring

(1-10) Pipettes  
(1-5)

4/20 - U & V

Earth Day ~~at recess~~

~~at~~ review shape

make forky

School Box

Glue

Watch zoo animals

4/6

S - Baby animals, Spring (1-10)  
(1-5)

T - Farm animals - # review

5 Crafts

- Snake with stars
- turtle
- Tulip
- baby chick
- bunny

# AT HOME LEARNING

Week 2

Write and draw in your home journal each day!




## THURSDAY

<b>Reading</b> Read book to teddy bears	<b>Letters &amp; Sounds</b> Tt is for Turtle ( have child say T the word and the T sound, Take out the ones that don't start with t)	<b>Math</b> Sort stuffed animals or toys by 2 or 4 legs. Cut and sort 2 or 4 leg worksheet
<b>STEM</b> Build a home for teddy bear or animal	<b>Art or Sensory</b> Go outside and draw a picture of a tree.	<b>Worksheets</b> Tt is for turtle 2 legs 4 legs worksheets

## FRIDAY

<b>Reading</b> Read a book that you love.	<b>Letters &amp; Sounds</b> Letters in my name Or trace my name	<b>Math</b> Build a tower out of anything you want. (blocks, stuffed animals, boxes, cans, toilet paper etc) On the farm animal count ws
<b>Fine Motor</b> Build a tower with 10 cheerios or small object.	<b>Art or Sensory</b> Tulip S and T match	<b>Worksheets</b> Letters in my name Trace my name On the farm counting

## APPS TO TRY

<b>Vooks</b> Brings books to life. 	<b>LetterSchool</b> Practice writing letters and numbers. 	<b>Starfall</b> Learn about letters and sounds. 
--	---	---

## Websites and apps to get kids moving

<b>GoNoodle!</b> YouTube or an app Dance-alongs, yoga, and more.	<b>Jack Hartman</b> YouTube Sings and dances to children's songs.	<b>Cosmic Yoga</b> You Tube Yoga and mindfulness for kids.
--	---	--

# AT HOME LEARNING

Week 2

Write and draw in your home journal each day!




## THURSDAY

<b>Reading</b> Read book to teddy bears	<b>Letters &amp; Sounds</b> Tt is for Turtle ( have child say T the word and the T sound, Take out the ones that don't start with t)	<b>Math</b> Sort stuffed animals or toys by 2 or 4 legs. Cut and sort 2 or 4 leg worksheet
<b>STEM</b> Build a home for teddy bear or animal	<b>Art or Sensory</b> Go outside and draw a picture of a tree.	<b>Worksheets</b> Tt is for turtle 2 legs 4 legs worksheets

## FRIDAY

<b>Reading</b> Read a book that you love.	<b>Letters &amp; Sounds</b> Letters in my name Or trace my name	<b>Math</b> Build a tower out of anything you want. (blocks, stuffed animals, boxes, cans, toilet paper etc) On the farm animal count WS
<b>Fine Motor</b> Build a tower with 10 cheerios or small object.	<b>Art or Sensory</b> Tulip S and T match	<b>Worksheets</b> Letters in my name Trace my name On the farm counting

## APPS TO TRY

<b>Vooks</b> Brings books to life.  VOOKS	<b>LetterSchool</b> Practice writing letters and numbers. 	<b>Starfall</b> Learn about letters and sounds. 
---	---	---

## WEBSITES AND APPS TO GET KIDS MOVING

<b>GoNoodle!</b> YouTube or an app Dance-alongs, yoga, and more.	<b>Jack Hartman</b> YouTube Sings and dances to children's songs.	<b>Cosmic Yoga</b> You Tube Yoga and mindfulness for kids.
--	---	--